



## General Performance Data

Engine	Brand	SDEC
	Model	4HTAA4.3-G21
Control module		DEEP SEA 4520
Starting voltage	V	12V
Frequency	Hz	50
Number of phases		3

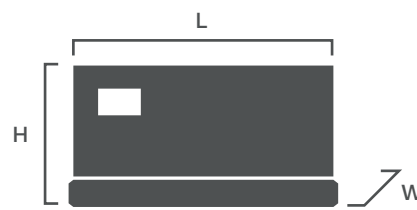
	Prime	Standby
Power kVA	85	94
Power kW	68	75
Rated speed	r.p.m	1500
Standard voltage	V	400 230
Available voltages	V	380/220 415/240
Power factor	Cos Phi	8

## Open



Dimension		
Length (L)	mm	2700
Height (H)	mm	1490
Width (W)	mm	960
Weight	Kg	1280
Fuel Tank	L	210

## Silent



Dimension		
Length (L)	mm	2817
Height (H)	mm	1250
Width (W)	mm	1054
Weight	Kg	1465
Fuel Tank	L	164

## Fuel Consumption

Rated Output	g/KW.h	L/h
100% Standby	0000	25.9
100% Prime	0000	23
75% Prime	0000	17.1
50% Prime	0000	11.8
25% Prime	0000	0000

## Standards Followed

ISO9001	ISO14001
ISO8528	ISO12100
ISO13849	EN12601
GB12786	GB/T2820
IEC60034	IEC60204
CE	RETIE

## General Engine Data


Engine brand	SDEC
Engine ref.	4HTAA4.3-G21
Engine type	4-stroke diesel
Governor type	Electronic
Injection	Dierect
Aspiration	Turbo charged
Number of cylinders and arrangement	4 - L
Bore and stroke	mm 105x124

Displacement	L	4.3
Cooling system	Water	
Lube oil consumption with full load	0.5%-1% of fuel	
Compression ratio	16:1	
Engine oil capacity	L	13
Total coolant capacity	L	16.5
Air filter	Type	Dry

- Diesel engine
- 4-stroke cycle
- Water-cooled
- 12V electrical system
- Water separator filter
- Dry air filter
- Radiator with pusher fan
- Electronic governor
- Hot parts protection
- Moving parts protection

### Optionals

- Water jacked heater
- Radiator water level sensor
- Oil heater
- Heavy duty air filter




## Alternator Specifications

Brand	Stamford/AGG
Number of phase	3
Power factor	0.8
Poles	4
Winding Connections (standard)	Star- Series
Insulation	H class
Enclosure (according IEC-34-5)	IP23

Model	KK224K
Excitation system	Auxiliary coil brus-
Voltage regulator	Electronic
No. of bearings	Single Bearing
Coupling system	Flexible disc
Coating type	Standard (Vacuum impregnation)

### Optionals

- Self-excited and self-regulated
- IP23 protection
- H class insulation
- Alternator pre-heater
- Winding temp. measuring instrument
- PMG / AREP / MAUX



## Application Data

Fuel system	Open	Silent
Fuel oil specifications	210	164
Standard fuel tank capacity	L	DIESEL

Air system		
Intake air flow	L/s	ND
Cooling air flow	m <sup>3</sup> /s	9.4m <sup>3</sup> /min

Exhaust system		
Maximum exhaust temperature	°C	600
Exhaust gas flow	L/s	16.1m <sup>3</sup> /min
Maximum allowed back pressure	kPa	6

Starting system		
Starting power	kW	3,8
Recommended battery	Ah	2X60Ah(580CCA)
Number of batteries		1
Auxiliary voltage	Vdc	12V

## Genset version

Steel chasis	High mechanical strength
Emergency stop button	Epoxy polyester powder coating
Anti-vibration shock absorbers	Fuel tank drain plug
Chassis with integrated fuel tank	Steel residential silencer - 20dbA attenuation
Fuel level gauge	Battery charger

### Optionals

Trailer type

 Water-cooled

 Three phase

 50 Hz

 Diesel

 Dual-wall fuel tank

Optional

## Standard reference conditions

Ambient conditions of reference according to ISO 8528-1:2018 normative: 1000 mbar, 25°C, 30% relative humidity.

Weights and dimensions based on standard products. Illustrations may include optional equipment. Technical data described in this catalogue correspond to the available information at the moment of printing.

## Control Panel Data

Features of the control panel	Basic Model (Standard)	Advanced Model (Optional)
Voltage between phases	o	o
Voltage between neutral and phase	o	o
Current intensities	o	o
Frequency	o	o
Apparent power (kVA)	o	o
Active power (kW)	o	o
Reactive power (kVAr)	o	o
Power factor	o	o
Voltage between phases	o	o
Emergency stop	o	o
Binary inputs	6/6	7/7
Analog inputs	3	3
2x10A Current outputs	o	-
I/O Configuration	o/o	o/o
D+ Function	o/o	o/o
Speed sensor	o/o	o
Amf/Mrs	o	o
GCB/MCB	o	o
3ph voltage measurement Gen./Mains	o	o
3ph current measurement	o	o
kW / kWh / kVA	o	o
Engine reading	o	o
Engine protection	o	o
Alternator protection	o	o
Earth current protection	o	o
History file	150	350
RTC/Battery	o/-	o/o
PLC	-	-
4G	x	-
Airgate	-	x
ECU CAN	o	o
MODBUS	x	x
MODBUS IP	x	x
SNMP	-	x
SNMP TRAPS	-	-
RS232	x	x
RS485	x	x
GSM/GPRS modem	x	x
Remote screen	x	x
Software for PC	x	x

Standard: o    Optional: x    Not Available: -